

CREATIVE SPIRITS

HOLY FAITH CHURCH - SUMMER 2020



CREATIVE SPIRITS

An artistic portfolio of ideas, materials, and
mediums created by members and friends
of Holy Faith Church

**Holy Faith Church
6299 Ann Arbor-Saline Road
Saline, Michigan 48176
(734) 429-2991
www.holy-faith-church.org**

**The Rev. Andrea Martin, Pastor
The Rev. Don Dersnah, Deacon**

Cover: Watercolor by Mary Fullerton

CREATIVE SPIRITS DURING COVID



Andrea +

In June we heard the creation story when God says, “Let us make humankind in our own image.” As God creates, so do human beings. During this pandemic, many of you have been nourishing your souls (and your sanity) by responding to God’s call to create. People have been painting, knitting, cooking, playing music, landscaping, gardening, and doing an array of other creative pursuits.

We asked for photos and write-ups of your projects, and this portfolio is what you submitted.

Enjoy and be inspired!

Anne Beaubien Berry _____ Photography

Mike Centlivre _____ Rebuilding Cars

Susan Cummings _____ Painting

Jane & Larry Darling _____ Cairns / Gardening

Kris Determan _____ Puzzles

Mary Fullerton _____ Watercolors

Tracy Gilmore _____ Sewing / Quilting

Gail Graham _____ Mandala

John Hassett _____ Signmaking

Molly Hilton _____ Multidisciplinary

Mary Hogan _____ Gardening

Kelsey Keyes _____ Canscaping

Teri Kollath _____ Multidisciplinary

Andrea, Blaise & Augusta Martin _____ Nature Table

Ann Matthewson _____ Sewing / Quilting

Dan McGraw / Clarke Flewelling _____ Gardening

Jean Savage _____ Gardening / Whitework

Laurie Tikkanen _____ 3D Mosaics / Baking

Marnie Wright _____ Gardening

CREATIVE SPIRITS





Anne

ANNE BEAUBIEN BERRY PHOTOGRAPHY


Photography is one of my interests and I make "coffee table" books of our trips. Our voyage last summer was "The route of the Vikings" and we traveled to England, Scotland, Iceland, and Greenland. I transform the notes I took into full sentences, research points I might have missed during the trip and put them together in a book with the photographs I have taken. It's fun for me to "play" with the photos and enjoy the trip again. During Covid, I was able to complete the book from last summer. It is 160 pages.



Traveling in the footsteps of Vikings.



Top: Section of the book
Left: Book cover



Mike

MIKE CENTLIVRE REBUILDING CARS

I've been working on two car projects during the pandemic. The first is a 2003 Mitsubishi Eclipse that friends wanted brought back to life. It was parked 7 years ago with the intent to have it fixed. Well, life happens and it became my mission to get it repaired! I started in late May and had it running by mid-June. My friends were quite excited (so was I)! Currently addressing multiple issues to get it road ready.

The other car is a '29 Model A hot rod being built by the Custom Car class at Washtenaw Community College. The car has been a two-year project (remember, we're students) but we're now making pretty good progress. Since WCC has been closed, we've been working on the car at various garages/pole barns/professional shops in the area. Another student and I have been 'elected' to handle the electrical wiring. This car has been quite the learning experience.



Putting folks back in the driver's seat.



*Top and right:
2003 Mitsubishi Eclipse
being repaired by Mike*



*Top:
1929 Model A Hot Rod*

*Left:
Electrical work to be
completed by Mike and
another student*



Susan

SUSAN CUMMINGS

PAINTING

Painting rocks seems to be a very "in" thing to do now. I saw some painted rocks for marking and identifying garden plants. I had just dug up and rearranged my herb garden and thought it would be fun to have painted herb markers. I searched on Pinterest for ideas and finally came up with what I wanted. I had everything except the rocks. We were up in Leland, Michigan on the lake for a week in mid-June and I found the perfect rocks. I'm not an artist, but I was able to duplicate the elements on my rocks from real artists. They are fun and look great in my herb garden. I see them every time I walk out my front door.





"Bee" happy in a garden.





Jane & Larry

JANE & LARRY DARLING CAIRNS/GARDENING

Our lives have been wonderful since moving to Tecumseh.
During the Covid quarantine, we have been gardening,
stacking rock cairns, and making new friends.




Nature is the art of God.



A new friend



Rock cairn



Prolific flowers



Kris

KRIS DETERMAN PUZZLEMASTER

This is the most difficult jigsaw puzzle I have ever put together! I think we can all admire the creativity of the person(s) who composed this picture of Michigan rocks.



Michigan rocks!



Mary

MARY FULLERTON WATERCOLORS

This time at home has given me an opportunity to try many different styles of watercolor! From dancing, vibrating, light-filled passages to richly colored transparent darks, from cascading wet washes to staccato dry brushing, watercolors can produce effects which no other medium can match. Some of the paintings are more realistic, and I tried my hand at abstract painting as well. Several of the paintings were mixed media, completed with watercolor and a black ink pen.



Colorful quarantine.





Tracy

TRACY GILMORE

SEWING / QUILTING

Sewing is something I like to do. When a newsletter came from Ann Arbor Sewing Center stating that the health care community needed face masks, I began making face masks to donate to the Ann Arbor Sewing Center. I have sent face masks to family in Ohio, Missouri, and Florida and to friends in Michigan - I stopped counting after one hundred.

Then a newsletter from Saline's Quilting Season came talking about a quarantine quilt with fabric you already had. I decided to make a wall hanging for my daughter, Mackenzie (she lives in Texas where she says flags are a big deal ☺). The patriotic pattern helped me feel connected to America and what we are going through.





Sew a piece of your heart.






Gail

GAIL GRAHAM MANDALA

During our Covid quarantine, I created a teaching mandala entitled, "The Way of Love." A mandala is a circular configuration of symbols, with either images and / or words, that can be used to describe a belief system. In various spiritual traditions, mandalas are used to focus attention of believers and adepts, as a spiritual guidance tool, for establishing a sacred space, and as an aid in prayer and meditation.



The way of love.





John

JOHN HASSETT SIGNMAKING

My project was designing and creating a sign for my front porch to help encourage people to stick with social distancing. Flattening the curve refers to using social distancing and other protective practices to reduce the rate of COVID-19. Every person can help stop the spread of the virus in our communities. By doing our part, we can make a big difference not only to our own health, but to others around us.



Let's protect one another.





Molly

MOLLY HILTON

MULTIDISCIPLINARIAN

Since the beginning of the pandemic, I have started a quilt, finished a prayer shawl, knit 20 baby bonnets for the NICU, worked in my garden, worked on a family genealogy book for my kids, learned to make crème brûlée (and spell it) and have kept plodding away at my never ending, cross-stitched illuminated manuscript tapestry!





Plodded away at her never ending, cross-stitched illuminated manuscript tapestry



Began a quilt



Finished prayer shawl



Knitted 20 bonnets



Worked in garden



Worked on genealogy



Made crème brûlée


Diversity makes life interesting.



Mary

MARY HOGAN GARDENING

I have shared pictures of some of the wildflowers in my pollinator garden. Pollinators are small creatures that spread pollen from one plant to another, like bees, hummingbirds, or butterflies. They live on nectar, which is what draws them to the flowers. The west side of my yard is woods that have numerous wildflowers, so I have been adding Michigan native plants (Joe Pye Weed, various milkweed, coneflowers, phlox, etc.) to enhance the area. Just by luck there are flowering plants from spring through fall. Gardening is very peaceful for me, a way to escape the current craziness and fully appreciate the beauty around us.



Wildflowers are the bees knees!






Kelsey



KELSEY KEYES

CANSCAPING

During my time at home, I have been working on creating my canscaping artwork. Canscaping is a mosaic made from clean, flattened cans, cut into small shapes, then nailed to pieces of reclaimed wood. The new project I'm on now was inspired by the Eye of God nebula. I am also working on a small Om piece done in a swirl of colors..



Today's recyclables, tomorrow's heirloom.



*Top and far left:
Eye of God canscape in process*



*Left:
Actual Eye of God Nebula the canscape is
based on.*



Teri

TERI KOLLATH

MULTIDISCIPLINARIAN

I have been keeping busy by birdwatching, shooting photography, learning to garden in Michigan at home and while tending the Saline District Library with the Stone and Thistle Garden Club, writing, and preparing to teach memoir writing.



Curious about life and its stories.



Birdwatching



Gardening at home



Gardening at the library



Photography



Writing



Teaching memoir writing



Andrea

ANDREA MARTIN FAMILY NATURE TABLE

Since schools were closed in March, our family has kept a nature table, collecting items we find outside. Our display changes day-to-day as we add new discoveries, take away the old, or just move things around. The arrangement we submitted highlights hosta leaves and day lilies from our side gardens, a pine cone Augusta picked up, sand from our recent trip to Lake Huron, and shells we collected last summer from Wingersheek Beach in Gloucester, Massachusetts.



God's creations are everywhere you look (or make).



Nature table



Augusta creating bacon and eggs out of Play-Doh



Ann

ANN MATTHEWSON SEWING / QUILTING

Sewing and quilting is how I stayed sane and safe during the Covid quarantine at home. A large bed quilt was pieced by me; quilted by Bernie Olzewcheski, my person who has a long arm quilting machine; made from fabric I had; and was supplemented by one delicious jelly roll. I also made at least 50 face masks until I ran out of elastic, made a string quilt for a grandson, and a baby quilt for another great grandson due in August.





Quilts wrap you in love.



Dan & Clarke

DAN MCGRAW & CLARKE FLEWELLING GARDENING

Gardening is a way we keep ourselves in good mental health by being outdoors in the sunshine, and working with Mother Earth to produce beauty with God's gift of flowers. Last year at Christmas we couldn't figure out what happened to our Amaryllis bulb and were pleasantly surprised this spring to find where we planted our winter bulbs that what we thought was an Elephant Ear turned out to be the most beautiful white Amaryllis.

Perennial roses, coneflowers, dahlias, and lilies adorn our gardens and bring a pleasing array of color. Annuals fill in perennial beds, delivering more color. Using creative placement of yard art including bird baths, kissing frogs, and a wooden statue of a young boy reading the Bible, we created several fun vignettes among the flowers to enjoy.





A garden is a work of heart.



Jean

JEAN SAVAGE GARDENING/WHITEWORK

Over the past three months, I have been busy working on projects related to our daughter, Katy. First, I was able to transplant and nurture Katy's peonies from her house to my house. They are pretty this year, but next year they will be gorgeous. I also planted Forget-Me-Nots around the peonies and I am so glad to have these flowers as a fond memory of her.


Another project relates to Katy, too. She had asked me to complete a whitework sampler that she had started for a gift, but which she realized she would not be able to finish. It has been a challenge beyond belief! I only hope my imperfections blend in with Katy's original work, because like most all she did, that was perfection. I only enjoyed this project because I did it for my beloved daughter.




Creatively remembering our Katy.



Katy's peonies



Forget-Me-Nots around Katy's peonies



Whitework (Used ecru filter to view photo easier)



Laurie

LAURIE TIKKANEN 3D MOSAICS/BAKING

Throughout the last three months, I worked on my holiday trees which I began making because of my love for vintage and antique jewelry and buttons. I wanted to find a way to display their intrinsic, and sometimes whimsical, beauty in a new way. Showcasing the geometric form, color, and finish of each piece, I mix the vintage (and some newer) jewelry and buttons to create a pleasing and tactile 3-dimensional mosaic.

I was also asked to bake four cheesecakes: two for bridal showers, one for a baby shower, and one for a birthday party.



Cheesecake, buttons, and jewelry, oh my!



Snow and ice



Spring flowers



Art deco



Turtle cheesecake



Raspberry-topped cheesecake



Blueberry cheesecake



Butterfinger cheesecake



Marnie

MARNIE WRIGHT GARDENING

I completed a fun and super easy-to-make project with this grape barrow. It was given to me by a couple who had put it by the curb for someone else to enjoy. The former owners told me they brought it from a California vineyard where these barrows are used to harvest grapes. All it needed was to be sanded and repainted, and viola, a new piece of garden art that added color, height, visual interest, and personality to my garden.

From trash to treasure.





WE ARE:

AESTHETIC, CLEVER,
DREAMERS, IMAGINATIVE,
SMART, ARTISTIC, INSPIRED,
EXPERIMENTAL, TALENTED,
UNUSUAL, RESOURCEFUL,
FRESH, CURIOUS, COLORFUL,
EXPRESSIVE, AND CREATED
IN GOD'S IMAGE.